

## HEI Response:

### 4.5.1: Average percentage of expenditure incurred on maintenance of physical facilities and academic support facilities excluding salary component during the last five years

Metri c ID	Deviation Details	Findings of DVV-	HEI Response to DVV Findings																														
4.5.1	<p>Average percentage of expenditure incurred on maintenance of physical facilities and academic support facilities excluding salary component during the last five years</p> <p>4.5.1.1. Expenditure incurred on maintenance of physical facilities and academic support facilities excluding salary component year-wise during the last five years (INR in lakhs)</p> <p><b>HEI Input :</b></p> <table><tr><td>2021-22</td><td>2020-21</td><td>2019-20</td><td>2018-19</td><td>2017-18</td></tr><tr><td>4,284.22</td><td>4,780.45</td><td>4703.70</td><td>3270.72</td><td>3065.28</td></tr></table> <p><b>DVV suggested Input :</b></p> <table><tr><td>2021-22</td><td>2020-21</td><td>2019-20</td><td>2018-19</td><td>2017-18</td></tr><tr><td>2000</td><td>1300</td><td>1300</td><td>1831</td><td>1364</td></tr></table> <p><b>Change Input (Optional) :</b></p> <table><tr><td>2021-22</td><td>2020-21</td><td>2019-20</td><td>2018-19</td><td>2017-18</td></tr><tr><td></td><td></td><td></td><td></td><td></td></tr></table>	2021-22	2020-21	2019-20	2018-19	2017-18	4,284.22	4,780.45	4703.70	3270.72	3065.28	2021-22	2020-21	2019-20	2018-19	2017-18	2000	1300	1300	1831	1364	2021-22	2020-21	2019-20	2018-19	2017-18						<p>The HEI has not provided any account statement as proof but only values. The HEI has not provide Audited income/expenditure documents. The HEI to reconcile and Provide annual consolidated audited income/ expenditure statements UNDERLINING (not highlighting) specific expenditure incurred on maintenance of physical facilities and academic support facilities (excluding salary component). The HEI to also provide a certificate to be duly certified by the CA and counter signed by the Registrar showing the extract for expenditure incurred on maintenance of physical facilities and academic support facilities excluding salary component year-wise during the last five years (INR in lakhs).</p>	<p>The documents of Expenditure incurred on maintenance of physical facilities and academic support facilities excluding salary component year-wise during the last five years (INR in lakhs). <b>The relevant documents are attached.</b></p> <p>1. The annual consolidated audited income/ expenditure statements with <b>UNDERLINING</b> of expenditure incurred on maintenance of physical facilities and academic support facilities (excluding salary component). <b>There is no change in the HEI input as per SSR data and justification documents for the same has been attached.</b></p> <p>2. The extract for expenditure incurred on maintenance of physical facilities and academic support facilities excluding salary component year-wise during the last five years (INR in lakhs), duly <b>certified by the CA and counter signed by the Registrar.</b></p>
2021-22	2020-21	2019-20	2018-19	2017-18																													
4,284.22	4,780.45	4703.70	3270.72	3065.28																													
2021-22	2020-21	2019-20	2018-19	2017-18																													
2000	1300	1300	1831	1364																													
2021-22	2020-21	2019-20	2018-19	2017-18																													

**Annual Consolidated Audit Income Expenditure on  
Maintenance of Physical and Academic Support Facilities  
Year Wise -2017-2022**



# SGT UNIVERSITY

SHREE GURU GOBIND SINGH TRICENTENARY UNIVERSITY  
(UGC & AICTE Approved) Gurugram, Delhi-NCR

45.1

## Expenditure on Maintenance of Physical facilities and academic support facilities


Year	2017-18	2018-19	2019-20	2020-21	2021-22
INR in lakhs	3,065.28	3,270.72	4,703.70	4,780.45	4,284.22


Utilisation %	33.95%	33.48%	35.99%	24.18%	27.77%
Average Percentage	31.07%				

### Working


Expenditure on maintenance of Physical Facilities	15,43,34,036	16,49,12,387	28,08,75,300	31,55,94,469	23,71,95,716
Expenditure on maintenance of academic support Facilities	15,21,93,653	16,21,59,391	18,94,94,507	16,24,50,264	19,12,26,519
Total Expenditure Incurred on Maintenance of Physical & academic facilities	30,65,27,689	32,70,71,778	47,03,69,807	47,80,44,733	42,84,22,235
Other Expenses	1,01,04,79,934	1,22,79,52,095	1,36,88,02,430	1,26,26,18,784	1,47,06,59,877
Total Expenditure as per audited Balance Sheet	1,31,70,07,623	1,55,50,23,873	1,83,91,72,237	1,74,06,63,517	1,89,90,82,112

Total Expenditure Excluding Salary	61,20,31,507	67,50,10,269	80,75,74,302	74,87,28,339	74,01,82,350
Capex Expenditure	29,08,91,012	30,17,95,651	49,94,09,760	1,22,83,48,519	80,23,34,945
Total Expenditure (CAPEX & Revenue)	90,29,22,519	97,68,05,920	1,30,69,84,062	1,97,70,76,858	1,54,25,17,295

  
Registrar  
SGT University,  
Budhera, Gurugram

  
Registrar  
SGT University,  
Budhera, Gurugram







**Annual Consolidated Expenditure Incurred on Maintenance of Physical  
Facilities and Academic Support Facilities Excluding Salary Component  
Year - 2017-2018**

**DASHMESH EDUCATIONAL CHARITABLE TRUST**  
**SCHEDULE FORMING PART OF THE INCOME & EXPENDITURE A/C**

PARTICULARS	₹ For the Year ended 31.03.2018	₹ For the Year ended 31.03.2017
<b>SCHEDULE "J"</b>		
<b>Finance Charges</b>		
Bank Charges	8,97,296	12,28,572
Guarantee Commission & Renewal Fee	106,21,228	38,90,679
Interest on Term Loan	1191,52,808	938,17,156
Interest on Overdraft	75,69,054	64,72,997
Interest on Others	85,53,936	23,27,481
	<u>1467,94,323</u>	<u>1077,36,885</u>
<b>SCHEDULE "K"</b>		
<b>Operation &amp; Maintenance</b>		
Advertisement Expenses	881,33,962	1106,49,006
Communication Expenses	87,55,327	63,37,996
Seminar Expenses	16,49,435	11,85,056
Dental & Medical Lab Expenses	324,11,319	263,48,003
Donation	4,51,000	10,00,000
Electricity & Generator Expenses	486,91,875	396,29,683
Function Expenses	81,53,067	80,79,446
Inspection & University Charges	182,33,871	156,66,890
Insurance Expenses	30,32,771	25,05,572
Kitchen Operational Expenses	237,67,875	205,44,169
Online Journals , Magazines & Periodicals	86,81,960	4,68,139
Membership Fee	1,50,000	2,71,000
Printing & Stationery	62,87,657	52,99,671
Professional & Legal Charges	201,03,559	169,55,386
Rent	30,09,250	40,86,685
Housekeeping Expenses	40,05,087	38,11,455
Repair & Maintenance of Assets	639,81,117	507,89,210
Running, Repair & Maintenance of Vehicles	244,27,859	184,03,939
Scholarship Exp	724,11,359	706,95,918
Student Expenses	186,55,709	96,76,896
Travelling & Conveyance Exp.	54,30,561	46,21,022
Waste Disposable Charges	14,40,000	14,40,000
Interest on TDS	1,94,039	1,15,787
	<u>4620,58,659</u>	<u>4185,80,929</u>



*[Signature]*  
**CFAO**  
**SGT University,**  
**Budhera, Gurugram**

*[Signature]*  
**Registrar**  
**SGT University,**  
**Budhera, Gurugram**

**Annual Consolidated Expenditure Incurred on Maintenance of Physical  
Facilities and Academic Support Facilities Excluding Salary Component  
Year - 2018-2019**



**DASHMESH EDUCATIONAL CHARITABLE TRUST**  
**SCHEDULE FORMING PART OF THE INCOME & EXPENDITURE A/C**

PARTICULARS	₹ As At 31.03.2019	₹ As At 31.03.2018
<b>SCHEDULE "K"</b>		
<b>Operation &amp; Maintenance</b>		
Communication Expenses	7,338,189	8,755,327
Dental & Medical Lab Expenses	37,684,017	32,411,319
Donation	13,756,000	451,000
Electricity & Generator Expenses	58,720,830	48,691,875
Function Expenses	9,253,364	8,153,067
Insurance Expenses	3,633,392	3,032,771
Kitchen Operational Expenses	27,226,201	23,767,875
Membership Fee	1,215,730	150,000
Purchases of Medicines	22,466,657	17,970,511
Printing & Stationery	7,565,715	6,287,657
Professional & Legal Charges	29,087,808	20,103,559
Rent	4,657,420	3,009,250
Housekeeping Expenses	5,840,455	4,005,087
Repair & Maintenance of Assets	58,089,460	63,981,117
Running, Repair & Maintenance of Vehicles	29,713,261	24,427,859
Travelling & Conveyance Exp.	4,974,083	5,430,561
Waste Disposable Charges	1,576,800	1,440,000
Interest on TDS	320,705	194,039
	323,120,087	272,262,874

**SCHEDULE "L"**

<b>Student Expenses</b>		
Scholarship Exp	74,082,316	72,411,359
Student Expenses	26,596,375	18,655,709
Inspection & University Charges	13,034,652	18,233,871
Online Journals , Magazines & Periodicals	6,631,464	8,681,960
Seminar Expenses	2,914,837	1,649,435
	123,259,644	119,632,334

**SCHEDULE "M"**

<b>Increase/(Decrease) in Consumable Stocks</b>		
Opening Stock	6,400,981	3,881,316
Closing Stock		6,400,981
Increase/(Decrease) in Stocks	(6,400,981)	2,519,665

*(Handwritten Signature)*



*(Handwritten Signature)*  
**CFAO**  
**SGT University,**  
**Budhera, Gurugram**

*(Handwritten Signature)*  
**Registrar**  
**SGT University,**  
**Budhera, Gurugram**



**Annual Consolidated Expenditure Incurred on Maintenance of Physical  
Facilities and Academic Support Facilities Excluding Salary Component  
Year - 2019-2020**



**DASHMESH EDUCATIONAL CHARITABLE TRUST**

**SCHEDULE FORMING PART OF THE INCOME & EXPENDITURE A/C**

PARTICULARS	₹	₹
	As At 31.03.2020	As At 31.03.2019
<b>Note 12</b>		
<b>Operation &amp; Maintenance</b>		
Communication Expenses	7,998,390	7,338,189
Dental & Medical Lab Expenses	51,063,780	37,684,017
Donation (Without Contribution to Corpus)	8,882,628	13,756,000
Electricity & Generator Expenses	69,947,771	58,720,830
Festivities Expenses	7,800,812	9,253,364
Insurance Expenses	4,026,041	3,633,392
Inspection & University Charges	10,993,842	13,034,652
Kitchen Operational Expenses	38,976,573	27,226,201
Membership Fee	1,287,202	1,215,730
Purchases of Medicines	30,165,998	22,466,657
Printing & Stationery	9,210,936	7,565,715
Professional & Legal Charges	45,061,240	29,087,808
Rent	9,374,542	4,657,420
Housekeeping Expenses	7,509,279	5,840,455
Repair & Maintenance of Assets	155,367,985	58,089,460
Running, Repair & Maintenance of Vehicles	34,244,882	29,713,261
Travelling & Conveyance Exp.	7,457,253	4,974,083
Waste Disposable Charges	1,780,952	1,576,800
Interest on TDS	369,466	320,705
	<b>501,319,372</b>	<b>336,154,739</b>

**Note 13**

**Student Expenses**

Scholarship Exp	80,653,393	74,082,316
Student Expenses	35,606,957	26,596,375
Online Journals, Magazines & Periodicals	5,852,260	6,631,464
Seminar Expenses	4,037,073	2,914,837
	<b>126,149,683</b>	<b>110,224,992</b>

**Note 14**

**Research & Development Expenses**

Financial support to faculty for conference	361,071	-
Incentives for research publications	1,507,832	-
Lab consumables for research	217,235	-
	<b>2,086,138</b>	<b>-</b>

**CFAO**  
SGT University,  
Budhera, Gurugram




**Registrar**  
SGT University,  
Budhera, Gurugram

**Annual Consolidated Expenditure Incurred on Maintenance of Physical  
Facilities and Academic Support Facilities Excluding Salary Component  
Year - 2020-2021**



**DASHMESH EDUCATIONAL CHARITABLE TRUST**  
**SCHEDULE FORMING PART OF THE INCOME & EXPENDITURE A/C**

PARTICULARS	₹ AS AT 31.03.2021	₹ AS AT 31.03.2020
<b>Note 12</b>		
<b>Operation &amp; Maintenance</b>		
Communication Expenses	7,870,123	7,998,390
Hospital and other Lab Consumable	42,597,756	51,063,780
Donation (Without Contribution to Corpus)	130,000	8,882,628
Electricity & Generator Expenses	84,885,595	69,947,771
Festivities Expenses	12,607,266	7,600,612
Insurance Expenses	1,611,894	1,669,917
Inspection & University Charges	19,905,685	10,993,842
Kitchen Operational Expenses	32,875,901	38,976,573
Membership Fee	2,732,014	1,287,202
Purchases of Medicines	22,282,095	32,641,771
Printing & Stationery	2,618,012	9,210,936
Professional & Legal Charges	44,825,832	45,061,240
Rent	10,670,638	9,374,542
Housekeeping Expenses	7,090,740	7,509,279
Repair & Maintenance of Assets	145,441,469	155,367,985
Running, Repair & Maintenance of Vehicles	24,128,966	36,601,006
Travelling & Conveyance	2,054,016	7,457,253
Waste Disposable Charges	2,665,682	1,780,952
Interest on TDS, GST, PF, ESI	1,929,804	369,466
Conferences & Seminars	254,762	1,692,533
Local Social Welfare	9,420,572	-
Water line cost to HUDA	41,900,000	-
	<u>520,498,822</u>	<u>505,487,678</u>
<b>Note 13</b>		
<b>Student Expenses</b>		
Scholarships	67,086,499	80,653,393
Student Expenses	23,093,188	35,606,957
Online Journals, Magazines & Periodicals	5,816,927	5,852,260
Seminar Expenses	963,434	4,037,073
	<u>96,960,048</u>	<u>126,149,683</u>
<b>Note 14</b>		
<b>Research &amp; Development Expenses</b>		
Financial support to faculty for conference	69,687	361,071
Incentives for research publications	1,688,752	1,507,832
Grant For Seed Research	2,181,589	-
Lab consumables for research	287,288	217,235
	<u>4,227,316</u>	<u>2,086,138</u>

  
**CFAO**  
**SGT University,**  
**Budhera, Gurugram**

  
**Registrar**  
**SGT University,**  
**Budhera, Gurugram**



**Annual Consolidated Expenditure Incurred on Maintenance of Physical  
Facilities and Academic Support Facilities Excluding Salary Component  
Year - 2021-2022**

**DASHMESH EDUCATIONAL CHARITABLE TRUST**  
**SCHEDULE FORMING PART OF THE INCOME & EXPENDITURE A/C**

PARTICULARS	₹ As At 31.03.2022	₹ As At 31.03.2021
<b>Note 13</b>		
<b>Operation &amp; Maintenance</b>		
Communication Expenses	91,13,488	78,70,123
Hospital and other Lab Consumable	5,86,19,865	4,25,97,756
Donation (Without Contribution to Corpus)	8,05,000	1,30,000
Electricity & Generator Expenses	8,66,96,157	8,48,85,595
Festivities Expenses	1,97,70,193	1,26,07,266
Insurance Expenses	18,41,255	16,11,894
Inspection & University Charges	1,32,92,380	1,99,05,685
Kitchen Operational Expenses	4,77,91,060	3,28,75,901
Membership Fee	19,57,278	27,32,014
Purchases of Medicines	3,36,19,725	2,22,82,095
Printing & Stationery	57,02,843	26,18,012
Professional & Legal Charges	3,62,91,910	4,48,25,832
Rent	1,36,88,399	1,06,70,638
Housekeeping Expenses	95,19,514	70,90,740
Repair & Maintenance of Assets	9,09,02,344	14,54,41,469
Running, Repair & Maintenance of Vehicles	3,63,17,186	2,41,28,966
Travelling & Conveyance	40,69,288	20,54,016
Waste Disposable Charges	28,05,773	26,65,682
Interest on TDS, GST, PF, ESI	1,52,304	19,29,804
Conferences & Seminars	4,15,016	2,54,762
Social Welfare	1,43,73,468	94,20,572
Water line cost to HUDA	-	4,19,00,000
	<u>48,77,44,445</u>	<u>52,04,98,822</u>

**Note 14**

**Student Expenses**

Scholarships	7,95,82,084	6,70,86,499
Student Expenses	2,92,05,970	2,30,93,188
Online Journals, Magazines & Periodicals	76,56,006	58,16,927
Seminar/Honorarium Expenses	4,97,920	9,63,434
	<u>11,69,41,980</u>	<u>9,69,60,048</u>

**Note 15**

**Research & Development Expenses**

Incentives for research publications	36,21,311	20,45,727
Grant For Seed Research	27,00,664	21,81,589
Contribution to ACIC SGTU Community Innovation Centre	24,22,416	-
	<u>87,44,391</u>	<u>42,27,316</u>



*(Signature)*  
**CFAO**  
**SGT University,**  
**Budhera, Gurugram**

*(Signature)*  
**Registrar**  
**SGT University,**  
**Budhera, Gurugram**